

CIMS

The Cariboo Information Management
System: Project Overview and Data
System Introduction





Reality of most districts in BC. Disconnected systems with no ability to access data and build reports

The logo for atrieveERP™, featuring the word "atrieve" in black and "ERP" in red, with a red dotted arc above the text.



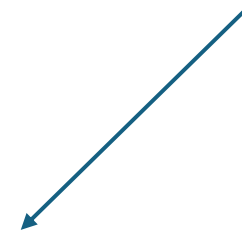

The Power BI icon, consisting of three yellow bars of increasing height.
Power BI



The Power BI icon, consisting of three yellow bars of increasing height.
Power BI

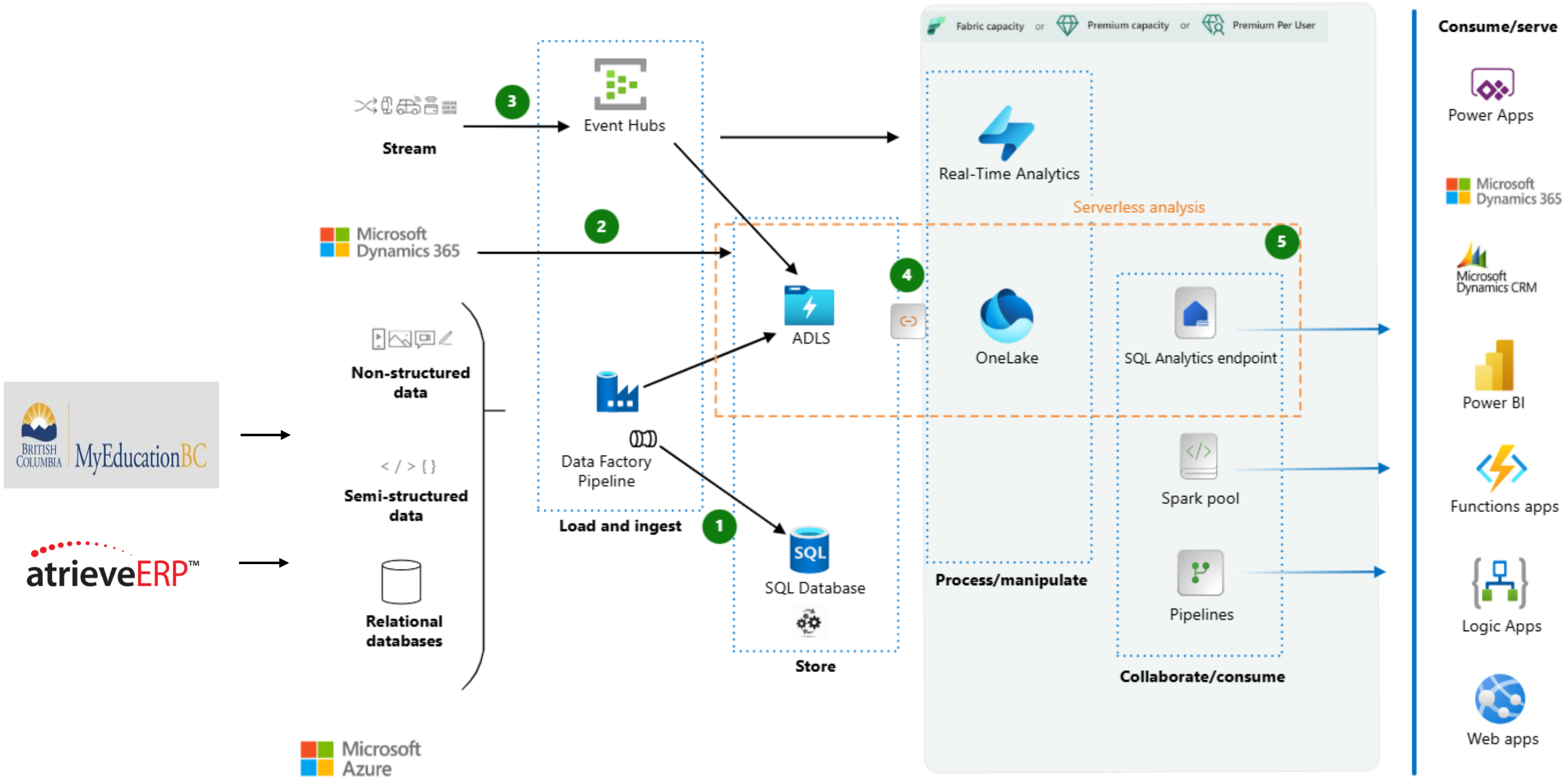


Next step for some districts. Access to basic reports but system not connected and automated



Cariboo-Chilcotin System – Fully connected and automated solution

What is occurring behind the scenes with SD 27 System



Agenda for System Overview



System Introduction



Data connections and load



Data processing and preparation



Data checks and automation



Reporting Solution – CIMS



IEC and LEA Partnership (LEADS)



Synapse Analytics workspace

sd27azsyndpdev



New ▾



Ingest

Perform a one-time or scheduled data load.



Explore and analyze

Learn how to get insights from your data.



Visualize

Build interactive reports with Power BI capabilities.



Data Inputs and Outputs for System

The screenshot displays the Microsoft Azure Synapse Analytics interface. The top navigation bar shows "Microsoft Azure" and "Synapse Analytics" with a breadcrumb "sd27azsyn". Below the navigation bar, there are icons for home, data, documents, a speaker, a globe, and a toolbox. The main content area is titled "Integrate" and features a search box labeled "Filter resources by name". The resources are organized into two folders: "Data Transfers" and "DW".

- Data Transfers**
 - Blueprint
 - First Nations Band List
 - Patron
 - School Messenger
 - SchoolConnect
 - Transfinder Student Export
- DW**
 - Atrieve Raw Import
 - Daily DW Load
 - Data Checks
 - MyEd Raw Import
 - Transfinder Import
- Manual Imports**

- Scheduled daily jobs for all data tasks and reports

Pipeline runs

Triggered Debug Rerun Cancel options Refresh Edit columns List Gantt

Filter by run ID or name Pacific Time (US & C... : Last 7 days Pipeline name : All

Status : All Runs : Latest runs Triggered by : All Add filter

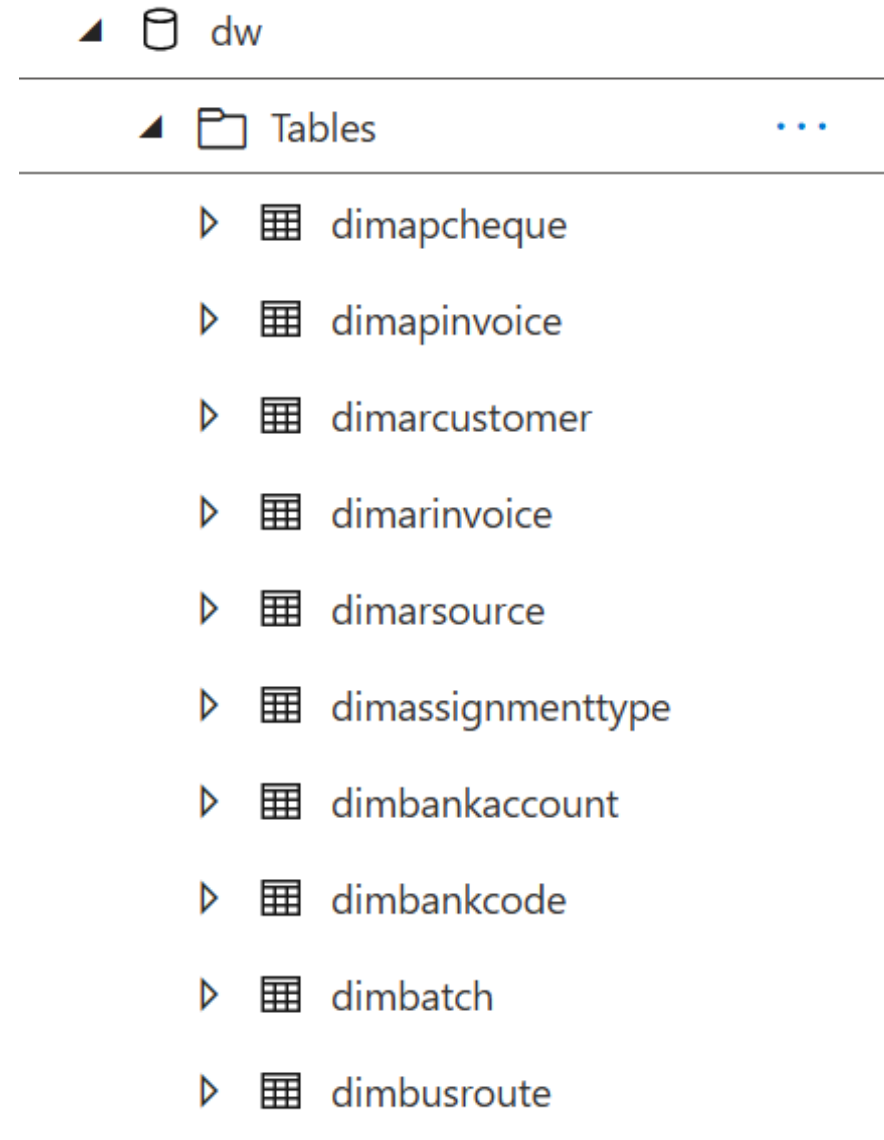
Showing 1 - 52 items

<input type="checkbox"/> Pipeline name ↑↓	Run start ↑↓	Run end ↑↓	Duration
<input type="checkbox"/> Data Checks	2/21/2025, 9:10:22 AM	2/21/2025, 9:12:38 AM	2m 17s
<input type="checkbox"/> Transfinder Import	2/21/2025, 9:00:00 AM	2/21/2025, 9:16:46 AM	16m 46s
<input type="checkbox"/> Blueprint	2/21/2025, 8:00:01 AM	2/21/2025, 8:06:59 AM	6m 58s
<input type="checkbox"/> Patron	2/21/2025, 7:00:02 AM	2/21/2025, 7:01:00 AM	58s
<input type="checkbox"/> SchoolConnect	2/21/2025, 7:00:01 AM	2/21/2025, 7:04:02 AM	4m 1s
<input type="checkbox"/> Data Checks	2/21/2025, 7:00:01 AM	2/21/2025, 7:30:14 AM	30m 13s
<input type="checkbox"/> Transfinder Student Export	2/21/2025, 7:00:00 AM	2/21/2025, 7:00:51 AM	51s
<input type="checkbox"/> School Messenger	2/21/2025, 7:00:00 AM	2/21/2025, 7:00:38 AM	39s
<input type="checkbox"/> Atrieve Raw Import	2/21/2025, 5:00:03 AM	2/21/2025, 5:22:51 AM	22m 48s
<input type="checkbox"/> MyEd Raw Import	2/21/2025, 5:00:03 AM	2/21/2025, 5:26:52 AM	26m 49s

- Core Data Warehouse:
 - DW = Main data warehouse and fully modeled de-normalized data following Kimball methodology
 - Other tables Replication of source system data (ATR, myed, transfinder)

The screenshot shows the Microsoft Azure Synapse Analytics interface. The top navigation bar includes 'Microsoft Azure', 'Synapse Analytics', and the workspace name 'sd27azsyndp'. Below the navigation bar, there are icons for home, data, workspace, and linked resources. The main content area is titled 'Data' and has a search filter 'Filter resources by name'. Under the 'Workspace' tab, there is a section for 'Lake database' with 5 items listed: 'atr', 'default', 'dw', 'myed', and 'transfinder'. The 'dw' item is highlighted with a blue background and has a three-dot menu icon to its right.

-
- Data warehouse uses industry standard fact and dimension star schema
 - Dim = Dimension (How data is sorted and filtered, the “what” of data)
 - FACT = The amount or result of what we are counting



The screenshot shows a development environment with a sidebar on the left and a main editor on the right. The sidebar, titled 'Develop', contains a search bar and a list of SQL scripts under the 'Views' folder. The 'vw_calendararchive' script is selected. The main editor displays the following SQL code:

```

1 CREATE OR ALTER VIEW [vw].[calendararchive] AS
2 SELECT
3     CAST(Date as Date) as Date,
4     Reason,
5     Year As School_Year
6 FROM
7     OPENROWSET(
8         BULK 'https://sd27azstdpdev.dfs.core.windows.net/datalake/raw/manual/calendi
9         FORMAT = 'CSV',
10        HEADER_ROW = TRUE,
11        PARSER_VERSION = '2.0'
12    )
13 WITH(
14     Date VARCHAR(50) COLLATE Latin1_General_100_BIN2_UTF8 1,           --2nd column
15     Reason VARCHAR(50) COLLATE Latin1_General_100_BIN2_UTF8 2,       --5nd column
16     Year VARCHAR(50) COLLATE Latin1_General_100_BIN2_UTF8 3         --10th column
17 ) AS [result]
18 GO

```

- Series of data tasks run nightly to create and populate data warehouse
- 32 custom SQL scripts to create views and source tables. Approximately 50 pages of custom code.
- Sample calendar script provided above as example of scripts and complexity

Dims

Atr_AR

DimARCustomer

DimARInvoice

DimARSource

Atr_Fin

Atr_HR

Atr_Pay

Core

MyEd

Other

DW

```
2
3 CREATE OR REPLACE TEMPORARY VIEW v_dim AS
4
5 SELECT
6     TRIM(CUSTOMER_NO) AS BUSINESSKEY
7     ,TRIM(CUSTOMER_NO) AS CUSTOMER_NUMBER
8     ,CASE WHEN TRIM(CUSTOMER_NAME) = '' THEN ADDRESS1 ELSE CUSTOMER_NAME END AS CUSTOMER_NAME
9     ,ADDRESS1
10    ,ADDRESS2
11    ,ADDRESS3
12    ,ADDRESS4
13    ,POSTAL_CODE
14    ,HOME_PHONE_NO AS PHONE_NUMBER
15    ,CAST(CASE WHEN LOCKED_YN = 'Y' THEN True WHEN Locked_YN = 'N' THEN False ELSE NULL END AS
16    ,False AS IS_MISC_CUSTOMER
17 FROM atr.ar_customer
18 WHERE TRIM(CUSTOMER_NO) <> '' AND DELETED_YN = 'N'
19
20 UNION ALL
21
22 SELECT CONCAT('M', TRIM(CUSTOMER_NO)) AS BUSINESSKEY
23     ,TRIM(CUSTOMER_NO) AS CUSTOMER_NUMBER
24     ,CUSTOMER_NAME
25     ,ADDRESS1
```

- Modern data warehouse using combination of T-SQL programming and Python scripts
- SQL and Python code combined using Spark notebooks
- 87 unique notebooks containing daily scripts and data tasks used to create warehouse and store historical data. Approximately 200 pages of custom code.
- Sample script provided showing how Accounts Receivable Customer table created and updated

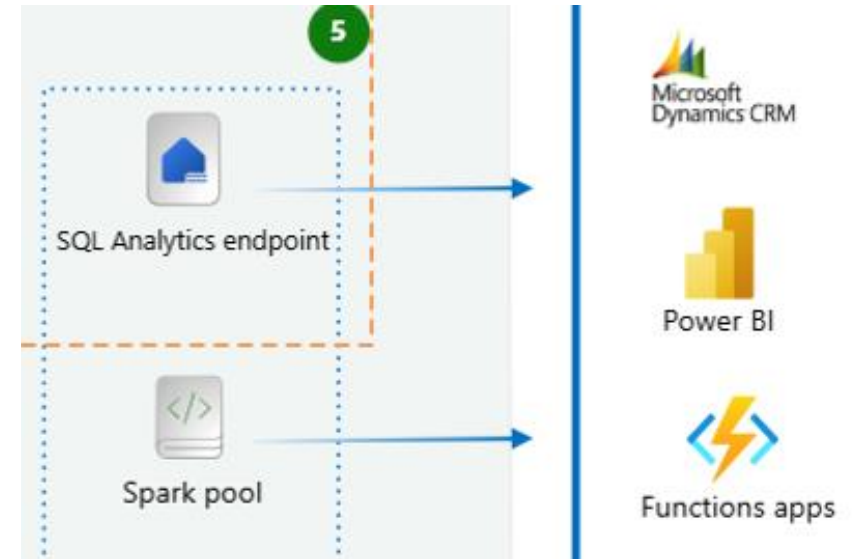
Data Checks: Game changing for how business done in district

The screenshot displays the Microsoft Azure Data Factory 'Integrate' workspace. On the left, the 'Integrate' sidebar shows a search filter 'Filter resources by name' and a tree view with 'Pipelines' (12) and 'DW' folders. Under 'DW', 'Data Checks' is selected. The main workspace shows a pipeline named 'Data Checks' for the 'DimARCustomer' dataset. The pipeline is in a 'Committed' state and includes actions like 'Save as template', 'Validate', 'Debug', and 'Trigger (1)'. The pipeline logic consists of a 'ForEach' loop containing three activities: 'Execute Data Check', 'Check If Results', and 'Update Last Chec...'. A 'Lookup' activity named 'Get Data Checks' is connected to the start of the loop.

Sample of checks / automated processes being run:

- Check for MyEd account to be removed or added
- Nominal role list creation
- Check for missing data for student registration or MyEd data entry
- Notification for student grade level or grad program change
- Staff schedule check
- Payroll and HR cross check
- Criminal record checks
- Teacher certification checks
- Benefits and extra pay checks
- Boarding Allowance and Transportation Assistance processing

-
- Reporting Stage: PowerBI and CIMS
(Cariboo Information Management System)



Details for Data Model

Data Warehouse

+ Add description

Refreshed
2/22/25, 8:17:33 AM

Discover business insights

Explore this data to get insights fast or create an interactive report you can share. [Learn more](#)

Explore this data

Share this data

Give people access to the semantic model and set their permissions to work with it. [Learn more](#)

Share semantic model

Tables

Select a table and/or columns from this semantic model to view and export the underlying data. [Learn more](#)

- DimAdmissionEventDescription
- DimAdmissionEventType
- DimCertification
- DimClass
- DimCohort
- DimCourse

- Data from synapse warehouse loaded to a PowerBI data model
- PowerBI model contains all data from warehouse with structured table relationships
- Additional data calculations created to support end user requirements ie. Dynamic days missed calculations

- Reports built from single data model
- Relationships and data model supports rapid development
- All reports automatically placed behind single security design for data model

Power BI Data Warehouse

Search

Home Create Browse OneLake Apps Metrics Workspaces Data Warehouse Power BI

Data Warehouse Update app

+ New item New folder Import

Name	Type	Task	Owner	Refreshed	Next refresh
Assessment Sample	Report	—	Data Wareh...	2/22/2025, 8:1...	—
CIMS Landing Page	Report	—	Data Wareh...	2/22/2025, 8:1...	—
CYIC Report	Paginated R...	—	Data Wareh...	—	—
Data Model	Semantic m...	—	Data Wareh...	2/22/2025, 8:...	2/23/2025, 8:...
Enrollment Dashboard	Report	—	Data Wareh...	2/22/2025, 8:1...	—
PVP Report	Report	—	Data Wareh...	2/22/2025, 8:1...	—
School Plan	Report	—	Data Wareh...	2/22/2025, 8:1...	—
School Plan POC	Report	—	Data Wareh...	9/24/2024, 3:4...	—
SchoolPlan	Semantic m...	—	Data Wareh...	9/24/2024, 3:...	N/A

Row-Level Security

District-Level-Access-All (2)

District-Level-Access-No-Admin-Build

Site-Level-Access (1)

Student-Level-Access (3)

Members (3)

People or groups who belong to this role

Add

All Principals and Vice Principals ×

All Teachers ×

EU LEA ×

Row-Level Security

District-Level-Access-All (2)

District-Level-Access-No-Admin-Build

Site-Level-Access (1)

Student-Level-Access (3)

Members (1)

People or groups who belong to this role

Add

All Principals and Vice Principals ×

- Security and access controlled by Atrieve and Myed data
- Staff automatically provisioned if created in Atrieve
- Access to student records based on MyEd Association
- External Partner Access – LEA (LEADS) Project

CIMS

Cariboo Information Management System

Staff Attendance

School Plan

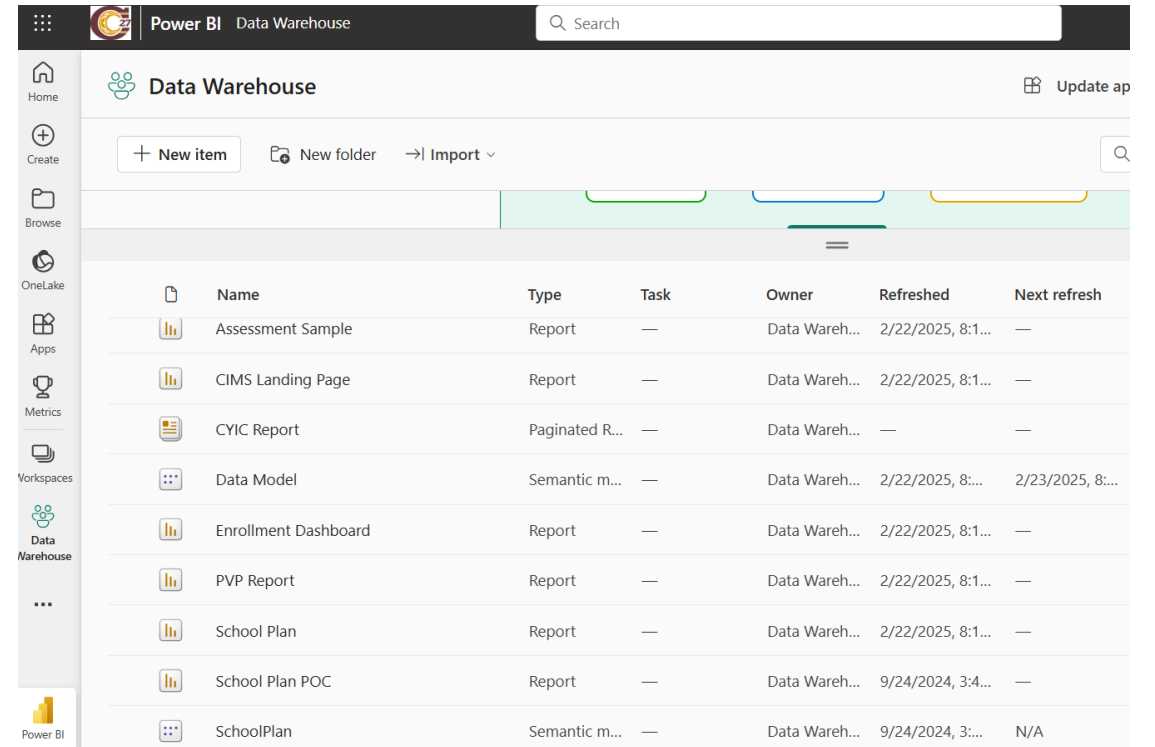
School Summary

Current Student Data

Fall Data Entry

Spring Data Entry

CYIC



The screenshot shows the Power BI Data Warehouse interface. The top navigation bar includes the Power BI logo, the text "Data Warehouse", and a search bar. Below the navigation bar, there are options for "New item", "New folder", and "Import". The main content area displays a table of reports and dashboards.

Name	Type	Task	Owner	Refreshed	Next refresh
Assessment Sample	Report	—	Data Wareh...	2/22/2025, 8:1...	—
CIMS Landing Page	Report	—	Data Wareh...	2/22/2025, 8:1...	—
CYIC Report	Paginated R...	—	Data Wareh...	—	—
Data Model	Semantic m...	—	Data Wareh...	2/22/2025, 8:...	2/23/2025, 8:...
Enrollment Dashboard	Report	—	Data Wareh...	2/22/2025, 8:1...	—
PVP Report	Report	—	Data Wareh...	2/22/2025, 8:1...	—
School Plan	Report	—	Data Wareh...	2/22/2025, 8:1...	—
School Plan POC	Report	—	Data Wareh...	9/24/2024, 3:4...	—
SchoolPlan	Semantic m...	—	Data Wareh...	9/24/2024, 3:...	N/A

- User friendly landing page to present underlying reports

Student Level | Data updated 2/22/25 | Search | Trial: 11 days left

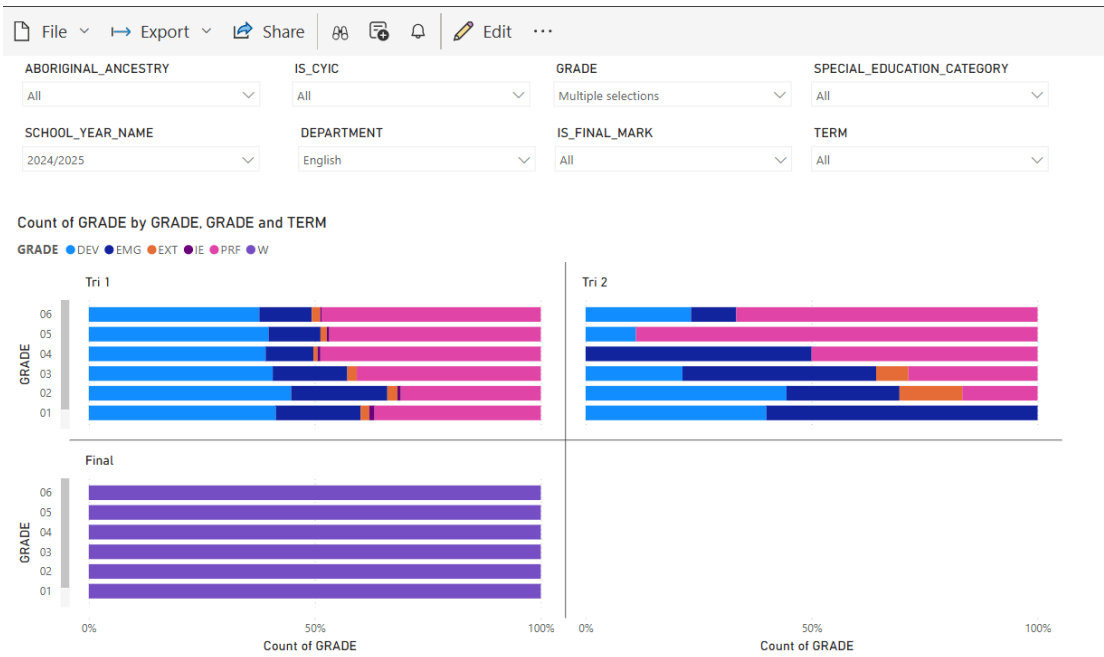
Pages: Student Profile, Student Profile - Curre..., Student Profile_Journals, Student Contact Info, Current Attendance, Current Attendance - B..., Student List Marks

File | Export | Share | Edit

FULL_NAME: All | GRADE: EL | ABORIGINAL_ANCESTRY: | IS_CYIC: False | SPED: | Status Number: | FIRST_NATIONS_BAND: All

Literacy and Numeracy Assessments					Literacy and Numeracy Course Marks				Journal Entries - Parent Contact		
SCHOOL_YEAR_NAME	STANDARDIZED_TEST_NAME	SUBTEST_NAME	SCORE	TEST_GF	COURSE_CODE	MARK	GRADE	SCHOOL_YEAR_N	SCHOOL_YEAR_NAME	JOURNAL_REASON	Count
2024/2025	BC - FSA Grade 4	Literacy	1		MCMP510	100	A	2024/2025	2023/2024	Student Recognition	125
2024/2025	BC - FSA Grade 4	Literacy	2		MCMP510	50	C-	2024/2025	2023/2024	Student Recognition	38
2021/2022	BC - FSA Grade 7		DE		MCMP510	51	C-	2024/2025	2023/2024	Student Recognition	1
2021/2022	BC - FSA Grade 7		EX		MCMP510	56	C-	2024/2025	2023/2024	Student Recognition	3
2021/2022	BC - FSA Grade 7		I		MCMP510	64	C	2024/2025	2023/2024	Student Recognition	1
2021/2022	BC - FSA Grade 7		PR		MCMP510	65	C	2024/2025	2023/2024	Student Recognition	3
2021/2022	BC-DART (District Assessment of Reading Team)		0		MCMP510	66	C	2024/2025	2023/2024	Student Recognition	24
2020/2021	BC-DART (District Assessment)		1		MCMP510	67	C+	2024/2025	Total		45547
					MCMP510	68	C+	2024/2025			

- Student profile Report: All key data items for a student collated and presented on single screen
- Includes all current and historical data for student entered into MyEd



- Sample course marks report by Term

TRY: 2025
 IS_CYIC: All
 GRADE: All
 IS_ACTIVELY...: True
 SPECIAL_EDUCATION_CA...: All

CURRENT_HOME_SCHOOL_NAME: All
 Program Filter: All
 FIRST_NATIONS_BAND: All

GRADE	Days Missed	Sum of CLASSES_MISSED	PERCENT_OF_YEAR_MISSED	PERCENT_OF_YEAR_ATTENDED	ATTENDANCE_GROUP
08	20.00	80	26%	74%	<80
11	39.25	157	51%	49%	<80
10	16.50	66	21%	79%	<80
06	18.50	74	24%	76%	<80
08	17.25	69	22%	78%	<80
12	6.25	25	8%	92%	90+
07	18.50	74	24%	76%	<80
KF	4.50	18	6%	94%	90+
03	6.00	24	8%	92%	90+
10	21.75	87	28%	72%	<80
06	8.00	32	10%	90%	80+
06	4.00	16	5%	95%	90+
08	4.50	18	6%	94%	90+
09	13.25	53	17%	83%	80+
01	10.00	40	13%	87%	80+
11	11.75	47	15%	85%	80+
11	7.25	29	9%	91%	90+
06	8.00	32	10%	90%	80+
05	11.00	44	14%	86%	80+
41847.50	167,390	54347%	-54247%	<80	

- Student list with attendance On Track cut points and dynamic calculation

School Plans

Search

Trial: 9 days left

28

File Export Share Edit

Home

Pages

Literacy Entry

Literacy Report

Numeracy Entry

Numeracy Report

Human Development E...

Human Development R...

Workspaces

Dashboard Testing

School Plans

SITE_NAME: 150 Mile Elementary

IS_CYIC: All

ABORIGIN...: All

SPECIAL_...: All

Important: Please Read
Please **SELECT** your school and enter comments for your school plan using the entry fields below. Please use filters to explore CYIC, Indigenous Students, and students with disabilities. Please include observations for these students in your plan. Public data set will be just for overall school.

Course Marks
GRADE: EMG, DEV, PRF, EXT

Provincial Assessments
Score Sort: 0-UN, 1, 1-EM, 2-ON, 3-EX

BC - FSA Grade 4

BC - FSA Grade 7

LITERACY ASSE...

2023/2024: 5.68%, 30.13%, 57.64%, 6.55%

2021/2022: 23.57%, 59.87%

2022/2023: 27.41%, 60.00%

2023/2024: 21.43%, 59.18%

2021/2022: 61.76%, 100.00%

2021/2022: 100.00%

Literacy

Literacy_Analysis

We have strong literacy results. All our identifiable minority groups are posting excellent results - better than school averages. Our developing % is consistent

Literacy_Successess

About 2/3 of the school is showing proficient or better literacy skills. Our indigenous students combined overall have higher than school averages in

Literacy_Areas_For_Improvement

Staff need time to collaborate with each other and a learning teacher to analyze results of the DART/EPRA assessments to begin planning based on data. Using the

Literacy_Actions

Explicit teaching of reading/writing strategies exposed by DART/EPRA/SWW results. Implement UFLI strategies for phonological awareness in early primary

status: Complete

Save

- Single page School Plan creation – PVP spend time using data rather than looking for it or cutting and pasting

IEC and LEA Data Sharing Project

- Agreement and shared understanding that LEA is a service contract between school district and First Nations Band with district as service provider
- Based on the contract First Nations Band entitled to data connected to all students receiving service from district
- Direct access to system for Bands with LEA in place
- Custom dashboard based on LEA reporting: LEADS (Learning Enhancement & Achievement Data System)

- Pages
- Nominal Role
- Student Profile**
- Student Profile - Curren...
- Transcript
- Student Report Card
- Student Profile_Journals
- Current Attendance
- Student Attendance by ...

File | Export | Share | Edit

FULL_NAME: All | GRADE: 03 | ABORIGINAL_ANCESTRY: Non-Status | IS_CYIC: False | SPED: | Status Number: | FIRST_NATIONS_BAND: WILLIAMS LAKE

Literacy and Numeracy Assessments

SCHOOL_YEAR_NAME	STANDARDIZED_TEST_NAME	SUBTEST_NAME	SCORE	TEST_GF
2024/2025	BC-DART (District Assessment of Reading Team)		0	04
2024/2025	BC-DART (District Assessment of Reading Team)		1	03
2024/2025	BC-DART (District Assessment of Reading Team)		1	05
2024/2025	BC-DART (District Assessment of Reading Team)		1	07
2024/2025	BC-DART (District Assessment of Reading Team)		1	08

Literacy and Numeracy Course Marks

COURSE_CODE	MARK	GRADE	SCHOOL_YEAR_N
MEFLS10	50	C-	2024/2025
MEFLS10	58	C-	2024/2025
MEFLS10	60	C	2024/2025
MEFSL10	70	C+	2024/2025
MEFWR10	50	C-	2024/2025
MEFWR10	58	C-	2024/2025
MEFWR10	60	C	2024/2025
MEN--03	DEV	DEV	2024/2025
MEN--03	PRF	PRF	2024/2025

Journal Entries - Parent Contact

SCHOOL_YEAR_NAME	JOURNAL_REASON	Count	REP
2023/2024	Student Recognition	2	Ab
2023/2024	Student Recognition	1	Mis
2024/2025	Student Recognition	19	Ab
2024/2025	Student Recognition	2	Prin
2024/2025	Scheduling	2	Prin
2023/2024	Record keeping	41	Ab
2023/2024	Record keeping	4	Prin
Total		2019	

Student Timetable

COURSE_CODE	DEPARTMENT
XLEAD08	Support Services
MSWP-08	Languages
MSS--08	Social Studies
MSC--08	Science
MPHE-08	Physical Education
MMA--08	Mathematics
MEN--08	English
MDR--08	Fine Arts
MAE--08	Fine Arts

- Student profiles and timetable data available to First Nations Band staff
- Timetable details and power ranking calculations for schedule strength assurance

- Nominal role report
- Online report refreshed daily
- During nominal role submission window daily reports sent to Band with data checks

GRADE	BAND_OF_ORIGIN	FIRST_NATIONS_BAND	FIRST_NATIONS_STATUS_NUMBER	CURRENT_HOME_SCHOOL_NAME
04				Chilcotin Road Elementary
09				Columneetza Junior Secondary
EL				100 Mile StrongStart Centre
08				Peter Skene Ogden Secondary
11				Lake City Secondary
07				100 Mile House Elementary
08				Columneetza Junior Secondary
04				Forest Grove Elementary
01				Forest Grove Elementary
04				Forest Grove Elementary
02	We Wai Kai Nation			Cataline Elementary
03	We Wai Kai Nation			Cataline Elementary
11	ESK'ETEMC (ALKALI LAKE)	ESK'ETEMC (ALKALI LAKE)		Lake City Secondary
08	WE WAI KAI			Skyline Alternate School
11				Lake City Secondary
06				100 Mile House Elementary
04				100 Mile House Elementary
10	T'IT'Q'ET (LILLOOET)	WILLIAMS LAKE		Lake City Secondary
11	ESK'ETEMC (ALKALI LAKE)			Lake City Secondary
04	ALEXIS CREEK			Marie Sharpe Elementary
09	ESK'ETEMC (ALKALI LAKE)			Columneetza Junior Secondary
04				150 Mile Elementary
07				Columneetza Junior Secondary
01				Mile 108 Elementary
07				100 Mile House Elementary
10				Lake City Secondary
12	ESK'ETEMC (ALKALI LAKE)			Lake City Secondary
05				Marie Sharpe Elementary
03				Marie Sharpe Elementary

Student Level - LEA | Data updated 2/22/25 | Search | Trial: 11 days left

Pages: File, Export, Share, Edit

Nominal Role: All | GRADE: 03 | ABORIGINAL_ANCESTRY: Non-Status | IS_CYIC: False | SPED: | Status Number: | FIRST_NATIONS_BAND: WILLIAMS LAKE

SCHOOL_YEAR_NAME	COURSE_CODE	MARK	GRADE	Sum of CREDIT_VALUE	DEPARTMENT	GRADE_LEVEL	IS_FINAL_MARK
2024/2025	MSWP-10	12	F	4	Languages	10	True
2024/2025	MVAMT12	18	F	4	Fine Arts	12	True
2024/2025	MVAST12	25	F	4	Fine Arts	12	True
2024/2025	MPREC11	30	F	4	Mathematics	11	True
2024/2025	MCMPR11	34	F	4	Information Technology	11	True
2024/2025	MSC--10	35	F	4	Science	10	True
2024/2025	MSPLG11	42	F	4	English	11	True
2024/2025	MBCFP12	50	C-	4	Social Studies	12	True
2024/2025	MEFLS10	50	C-	2	English	10	True
2024/2025	MEFWR10	50	C-	2	English	10	True
2024/2025	MSC--10	50	C-	4	Science	10	True
2024/2025	MSS--10	50	C-	4	Social Studies	10	True
2024/2025	MSWP-11	50	C-	4	Languages	11	True

- Student transcript showing current and historical marks for grad tracking
- Grad progress tracking being created to calculate grad eligibility
- LEA report co-creation

Student Level - LEA | Data updated 2/22/25 | Search | Trial: 11 days left

Pages: File, Export, Share, Edit

Nominal Role: All | GRADE: 03 | ABORIGINAL_ANCESTRY: Non-Status | IS_CYIC: False | SPED: | Status Number: 7230127101 | FIRST_NATIONS_BAND: WILLIAMS LAKE

SCHOOL_YEAR_NAME	COURSE_CODE	MARK	GRADE	CREDIT_VALUE	DEPARTMENT	GRADE_LEVEL	TERM
2024/2025	YPR--0A	51	C-	4	Other	10	Final
2024/2025	YPR--0A	59	C-	4	Other	10	Q1
2024/2025	YPR--0A	60	C	4	Other	10	Q2
2024/2025	YPR--0A	82	B	4	Other	10	Q1
2024/2025	YPR--0A	90	A	4	Other	10	Q2
2024/2025	YPR--0A	90	A	4	Other	10	Final
2024/2025	XPE--10	67	C+	0	Physical Education	10	Q1
2024/2025	XPE--10	67	C+	0	Physical Education	10	Q2
2024/2025	XPE--10	67	C+	0	Physical Education	10	Final
2024/2025	XLEAD08	DEV	DEV	0	Support Services	08	Q1
2024/2025	XLEAD08	DEV	DEV	0	Support Services	08	Final

Attendance		
School Year	Days Missed	Clas
2024/2025	1399.75	
Total	1399.75	

Lates		
School Year	Lates	Code
2024/2025	741	L
2024/2025	50	L-E
Total	791	

- Replication of MyEd report card for quick access and First Nation Band reporting
- LEA report co-creation

Student Profile_Journals

Current Attendance

Student Attendance by...

Student List Marks

Marks

Term Marks

2024/2025	Jan	2025-01-06	MMA--08	1	0.25
2024/2025	Jan	2025-01-06	MPHE-08	1	0.25
2024/2025	Jan	2025-01-06	MPHE-09-FC	1	0.25
2024/2025	Jan	2025-01-06	MPHED10-H	1	0.25
2024/2025	Jan	2025-01-06	MPREC11	1	0.25
2024/2025	Jan	2025-01-06	MSC--08	1	0.25
2024/2025	Jan	2025-01-06	MSC--10	1	0.25
2024/2025	Jan	2025-01-06	MVAMT12	1	0.25
2024/2025	Jan	2025-01-06	MVAST12	1	0.25
2024/2025	Jan	2025-01-06	MWPM-10	2	0.50
2024/2025	Jan	2025-01-06	MWPM-11	1	0.25
2024/2025	Jan	2025-01-06	XSIEP1A-LS	1	0.25
2024/2025	Jan	2025-01-06	XSPBK0A	1	0.25
2024/2025	Jan	2025-01-07	ATT--AM	6	1.50

- Student absences by day and period
- LEA report co-creation

IS_CYIC: All | GRADE: All | IS_ACTIVELY_...: True | SPECIAL_EDUCATION_CA...: All

CURRENT_HOME_SCHOOL_NAME: All | Program Filter: All | FIRST_NATIONS_BAND: ESK'ETEMC (ALKALI LAKE) | IS_EXCUSED: All

GRADE	Days Missed	Sum of CLASSES_MISSED	PERCENT_OF_YEAR_MISSED	PERCENT_OF_YEAR_ATTENDED	ATTENDANCE_GROUP
12	1.00	4	9%	91%	90+
10	2.00	8	18%	82%	80+
12	6.50	26	59%	41%	<80
11	3.00	12	27%	73%	<80
11	8.00	32	73%	27%	<80
10	4.75	19	43%	57%	<80
10	3.50	14	32%	68%	<80
07	2.00	8	18%	82%	80+
12	6.00	24	55%	45%	<80
12				100%	90+
08	3.75	15	34%	66%	<80
10	0.75	3	7%	93%	90+
11	3.25	13	30%	70%	<80
12	6.75	27	61%	39%	<80
05	5.00	20	45%	55%	<80
12	4.75	19	43%	57%	<80
08	3.50	14	32%	68%	<80
11	10.25	41	93%	7%	<80
08	1.00	4	9%	91%	90+
94.00		376	855%	-755%	<80

- Student level data with attendance calculations and on-track cut points
- User defined date range: day, 2 weeks, month, year

Development Team, Advisors, and Testers

- Cheryl Lenardon – Superintendent of Schools
- Taryn Aumond – Director of HR
- Grant Gustafson – Director of Instruction
- Wendell Hiltz – Director of Instruction
- Tracy Becker – Manager of District Data
- Jennifer Loewen – Manager of HR
- Paul Wallin – Manager of Finance
- Amy Hunt – Manager of Payroll
- Kyle Riley – IT Systems Administrator
- Craig Munroe – School Principal
- Ty Lytton – School Principal
- Jon Keith – Softlanding Database Architect
- Leah Briault – Education Coordinator, Williams Lake First Nation
- Catherine Groundwater – Education Services Coordinator,
Esk'etemc Community Education
- Calvin Dubray – Education Director, Esk'etemc Community Education
- Gerald Morton – Director, Ministry of Education (Retired)
- Steve Cuccione – Education Manager, IBM Consulting (Retired)

Special Thanks and Acknowledgment

Cariboo-Chilcotin Board of Education

- Angie Delainey
- Anne Kohut
- Camille MacDonald
- Linda Martens
- Mary Forbes
- Michael Franklin